



Washington Employment Report

Joint Economic Committee

Senator Mike Lee, Chairman

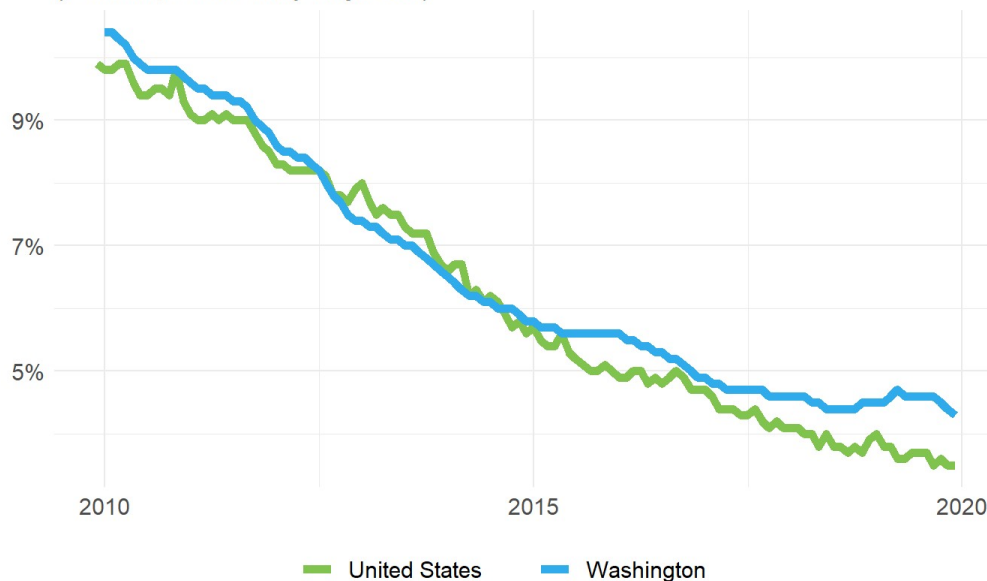
January 24, 2020

Summary

- **Washington added 10,900 net payroll jobs and the unemployment rate fell by 0.1 percentage point to 4.3 percent in December**, according to Bureau of Labor Statistics (BLS) data released at 10:00am on January 24, 2020.
- **Over the past twelve months, Washington added 84,200 payroll jobs** and the unemployment rate fell by 0.2 percentage point from 4.5 percent.
- **In December, Washington's private sector added 9,800 net private payroll jobs** and over the past twelve months it added 80,500 private payroll jobs in the establishment survey.
- In the household survey, the number of **unemployed fell by 5,856 on net in December**, and over the past year employment rose by 135,238.
- Washington's **labor force participation rate rose to 65 percent** in December from 64.8. Since last year, the labor force participation rate rose by 1.1 percentage points.
- The national unemployment rate **remained unchanged in December**. State employment and unemployment data for January is scheduled for release March 16, 2020. The national employment situation report for January will be released February 07, 2020.

Washington and U.S. Unemployment Rates

(Percent, Seasonally Adjusted)

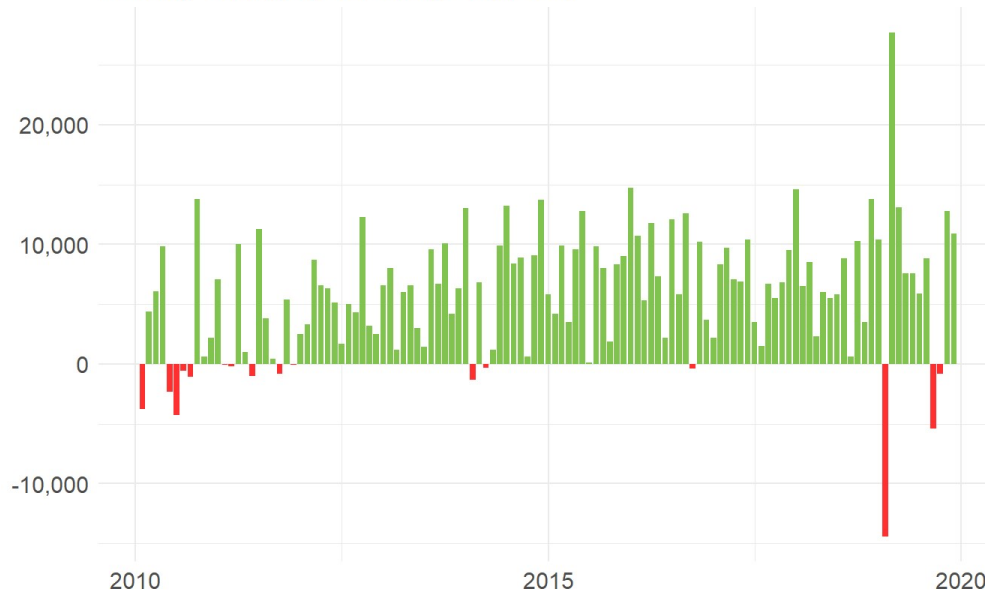


Source: Bureau of Labor Statistics

Washington Payroll Employment

Washington Nonfarm Payroll Jobs

Monthly Change (Seasonally Adjusted)



Source: Bureau of Labor Statistics

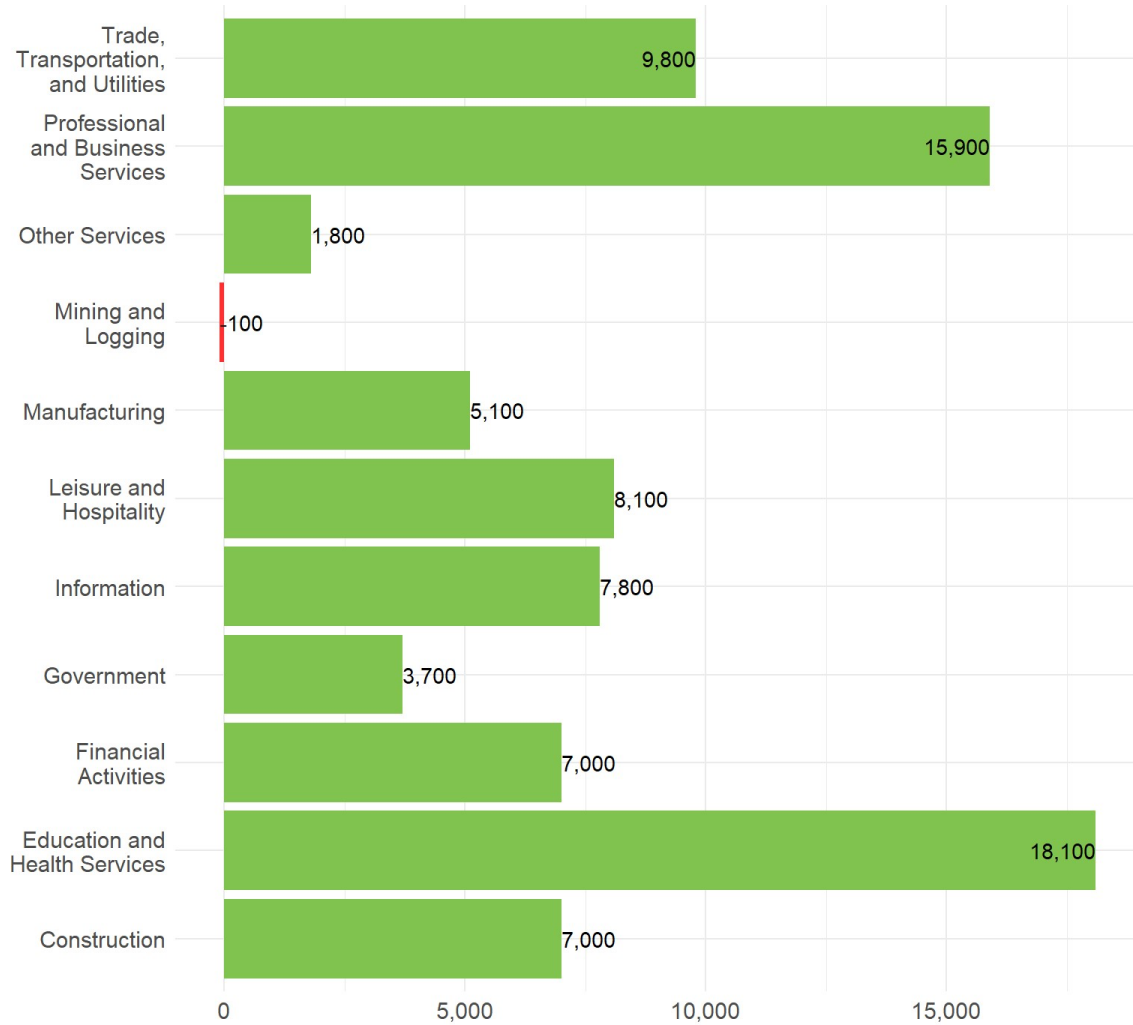
Washington added 10,900 net payroll jobs, or 0.3 percent, on a seasonally adjusted basis during December. In the prior month, Washington added 12,800 jobs. Over the past twelve months, Washington added 84,200 payroll jobs, or 2.4 percent. Washington nonfarm payroll employment had increased in 9 of the past 12 months.

Nationally, nonfarm payrolls rose by 145,000 in December, or rose by 0.1 percent. Over the 12-month period ending with December, nonfarm payrolls rose by 2,108,000 jobs, or 1.4 percent. Washington is tied for 5th among the 50 states and the District of Columbia for percentage gain in nonfarm payroll employment over the past 12 months.

During December, Washington's private-sector added 9,800 jobs, or approximately 0.3 percent. The private-sector in Washington added 13,000 jobs in the prior month. Over the past twelve months, private-sector payrolls in Washington added 80,500, or 2.8 percent. Washington private-sector payroll employment has increased in 11 of the past 12 months.

Nationally, private-sector payroll jobs rose by 139,000 jobs in December, or 0.1 percent. Over the past 12 months, the national payroll rose by 1,947,000 jobs in the private sector, or rose by 1.5 percent. Washington ranks 5th among the 50 states and the District of Columbia for a percentage gain in private-sector payroll employment over the past 12 months.

Change in Washington Payroll Employment by Sector over Past 12 Months



Source: Bureau of Labor Statistics, seasonally adjusted

The best performing sectors on a seasonally adjusted basis during December were Trade, Transportation, and Utilities (2,700) and Professional and Business Services (2,600). The poorest performing sectors during the month were Mining and Logging (-100) and Financial Activities (-600).

The best performing sectors during the last twelve months were Education and Health Services (18,100) and Professional and Business Services (15,900). The poorest performing sectors during the last twelve months were Other Services (1,800) and Mining and Logging (-100).

Washington Labor Force Statistics

Labor Force Participation

The labor force participation rate in Washington rose to 65 percent in December from 64.8 percent in the prior month. At a labor force participation rate of 65 percent, Washington ranks 18th in the nation. The labor force participation rate in Washington rose by 1.1 percentage points from a year earlier. The labor force participation rate is the percentage of the civilian noninstitutionalized population age 16 and older who are employed or actively looking for work.

The 10-year high for the labor force participation rate in Washington was 67.8 percent in December 2009. The series high for the labor force participation rate in Washington occurred in December 1998 when the labor force participation rate hit 70.5 percent. The 10-year low for the labor force participation rate was 63.1 percent, last occurring in October 2015. The series low for the labor force participation rate in Washington last occurred in April 1976 when the labor force participation rate hit 60.6 percent.

The national labor force participation rate remained steady at 63.2 percent in December. That rate rose by 0.2 percentage point from a year earlier. The all-time high for the national labor force participation rate was 67.3 percent in April 2000. The 10-year high for the national labor force participation rate was 65.2 percent in April 2010. The recent 10-year low occurred in September

2015 at a level of 62.4 percent. The series low for the national labor force participation rate was 58.1 percent in December 1954.

Employment-to-Population Ratio

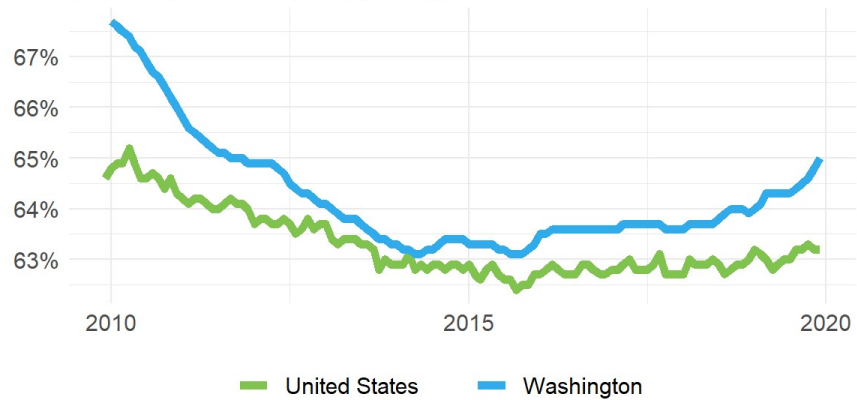
The employment-to-population ratio, or the percentage of the Washington civilian noninstitutionalized population 16 years and older counted as employed, in December rose to 62.2 from 62 percent in the prior month. At 62.2 percent, Washington ranks 23rd among state employment-to-population ratios in the nation. The employment-to-population ratio in Washington rose by 1.2 percentage points from a year earlier.

The 10-year high for the employment-to-population ratio in Washington was 62.2 percent in December 2019. The series high for the employment-to-population ratio in Washington last occurred in February 1999 when the employment-to-population ratio hit 67 percent. The 10-year low for the employment-to-population ratio was 59.1 percent last occurring in January 2014. The series low for the employment-to-population ratio in Washington last occurred in March 1976 when the employment-to-population ratio hit 55.3 percent.

The national employment-to-population ratio remained steady at 61 percent in December. That rate rose by 0.4 percentage point from a year earlier.

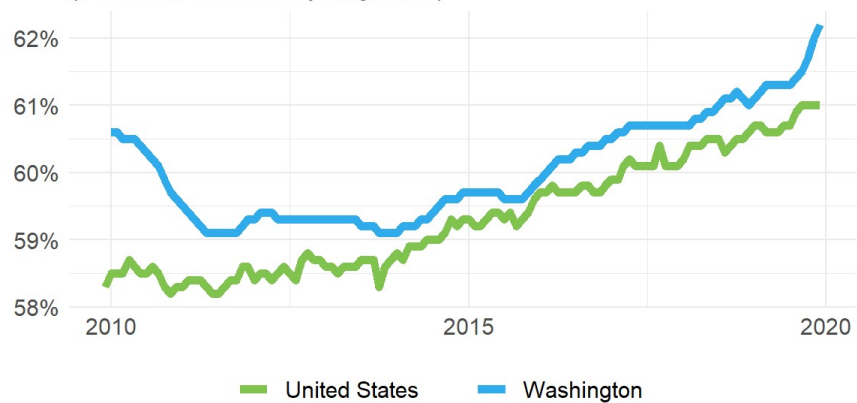
The all-time high for the national employment-to-population ratio was 64.7 percent in April 2000. The 10-year high for the national employment-to-population ratio was 61 percent in December 2019. The recent 10-year low occurred in July 2011 at a level of 58.2 percent. The series low for the employment-to-population ratio was 54.9 percent in October 1949.

Washington and U.S. Labor Force Participation Rates (Percent, Seasonally Adjusted)



Source: Bureau of Labor Statistics

Washington and U.S. Employment-to-Population Ratios (Percent, Seasonally Adjusted)



Source: Bureau of Labor Statistics